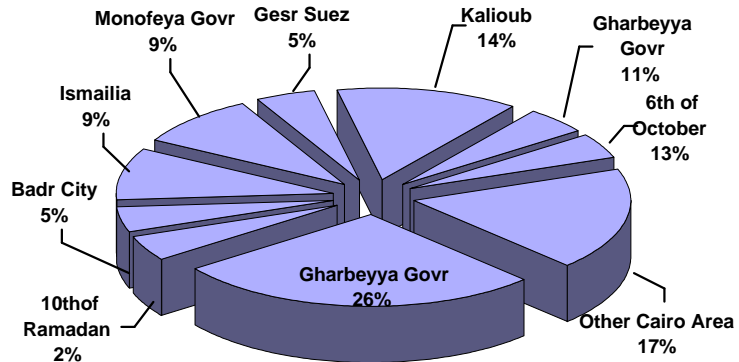


QIZ Company Statistics - 22 Companies Approved in Mar 10, 2006

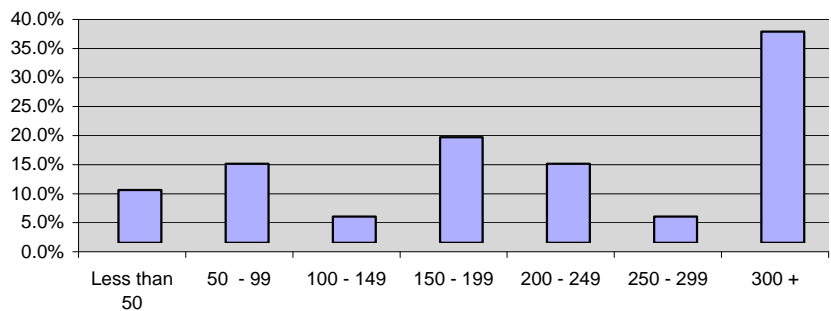
Distribution of listed companies by location

| Location | Freq. |
|------------------|-----------|
| Other Cairo Area | 4 |
| Gharbeyya Govr. | 6 |
| 6th of October | 1 |
| Badr City | 1 |
| Ismailia | 2 |
| Monofeya Govr. | 2 |
| Gesr Suez | 1 |
| Kalioub | 3 |
| 10thof Ramadan | 1 |
| Dakahleyya Govr. | 1 |
| Total | 22 |



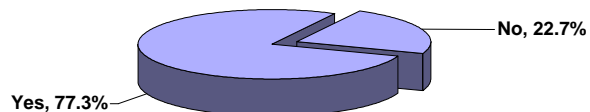
Distribution of listed companies by labor (total no. of workers)

| Workers Catgory | Freq. |
|-----------------|-----------|
| Less than 50 | 2 |
| 50 - 99 | 3 |
| 100 - 149 | 1 |
| 150 - 199 | 4 |
| 200 - 249 | 3 |
| 250 - 299 | 1 |
| 300 + | 8 |
| N.A | 0 |
| Total | 22 |



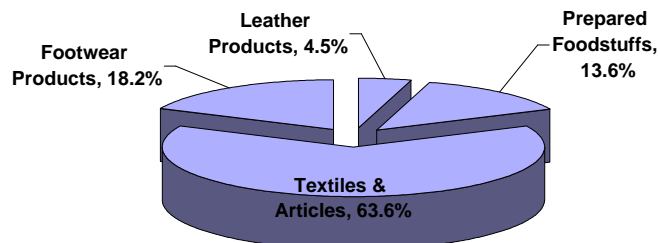
Distribution of listed companies by export situation

| Export to US | Freq. |
|--------------|-----------|
| Yes | 17 |
| No | 5 |
| Total | 22 |

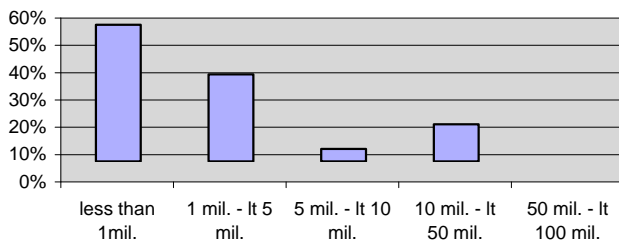


Distribution of listed companies by sector

| Sector | Freq. |
|---------------------|-----------|
| Leather Products | 1 |
| Prepared Foodstuffs | 3 |
| Textiles & Articles | 14 |
| Footwear Products | 4 |
| Total | 22 |



Distribution of listed companies by capital (EGP)



Distribution of listed companies by investments (EGP)

