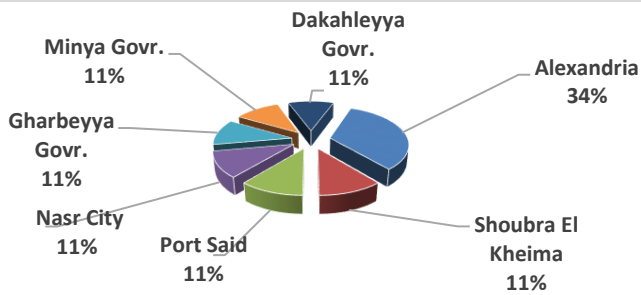


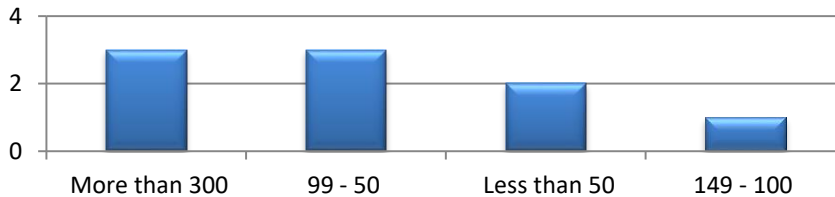
QIZ Company Statistics - 9 Companies Approved in Apr 29th, 2019

Distribution of listed companies by location

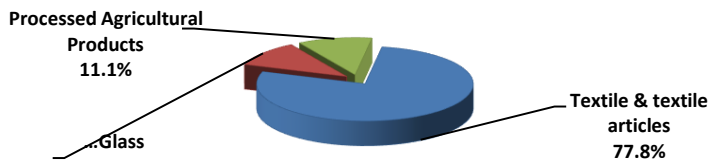
Location	Freq.
Alexandria	3
Shoubra El Kheima	1
Port Said	1
Nasr City	1
Gharbeyya Govr.	1
Minya Govr.	1
Dakahleyya Govr.	1
Grand Total	9



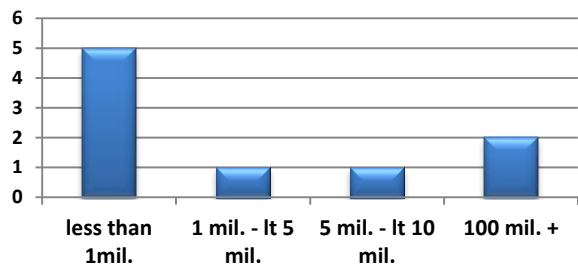
Worker.Category	Freq.
More than 300	3
50 - 99	3
Less than 50	2
100 - 149	1
Grand Total	9



Sector1	Freq.
Textile & textile articles	7
Glass	1
Processed Agricultural Pr	1
Grand Total	9



Distribution of listed companies by capital (EGP)



Distribution of listed companies by investments (EGP)

