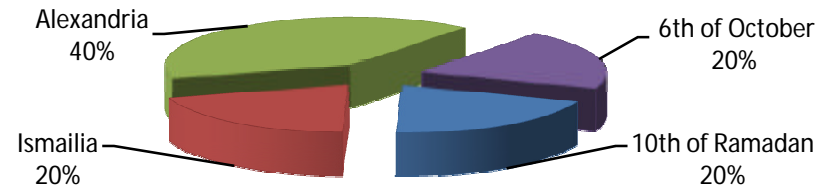


# QIZ Company Statistics - 5 Companies Approved in May 24<sup>th</sup>, 2009

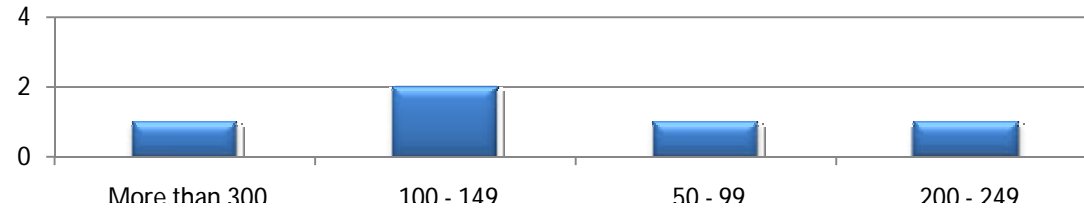
Distribution of listed companies by location

Location	Count of Freq.
10th of Ramadan	1
Ismailia	1
Alexandria	2
6th of October	1
<b>Grand Total</b>	<b>5</b>



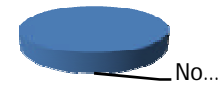
Distribution of listed companies by labor (total no. of workers)

Worker Category	Count of Freq.
More than 300	1
100 - 149	2
50 - 99	1
200 - 249	1
<b>Grand Total</b>	<b>5</b>




Distribution of listed companies by export situation

export situation	Count of Freq.
No	5
<b>Grand Total</b>	<b>5</b>

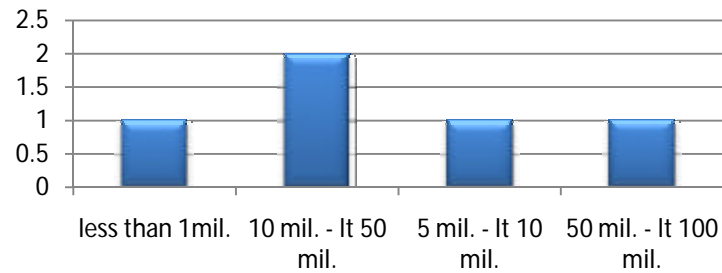


Distribution of listed companies by sector

Sector1	Count of Freq.
Textile & textile art	3
Vegetable Products	1
Paper Products	1
<b>Grand Total</b>	<b>5</b>



Distribution of listed companies by capital (EGP)



Distribution of listed companies by investments (EGP)

