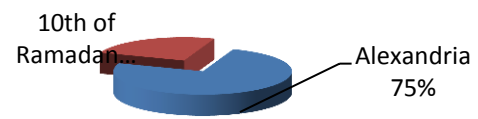


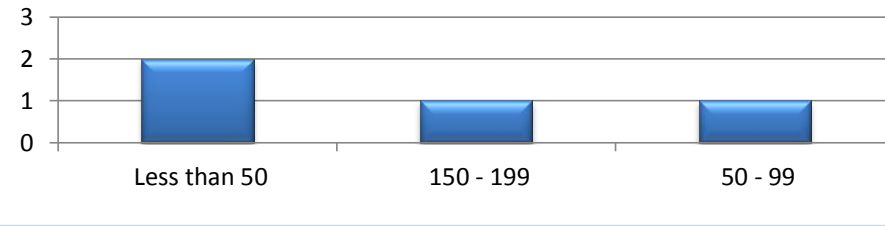
QIZ Company Statistics - 4 Companies Approved in Jun 17th, 2013

Distribution of listed companies by location

Location	Freq.
Alexandria	3
10th of Ramadan	1
Grand Total	4



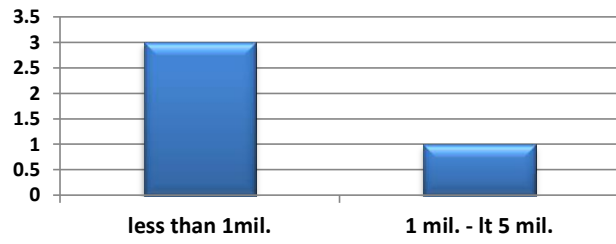
Worker.Category	Freq.
Less than 50	2
150 - 199	1
50 - 99	1
Grand Total	4



Sector1	Freq.
Textile & textile articles	4
Grand Total	4



Distribution of listed companies by capital (



Distribution of listed companies by investments (EGP)

