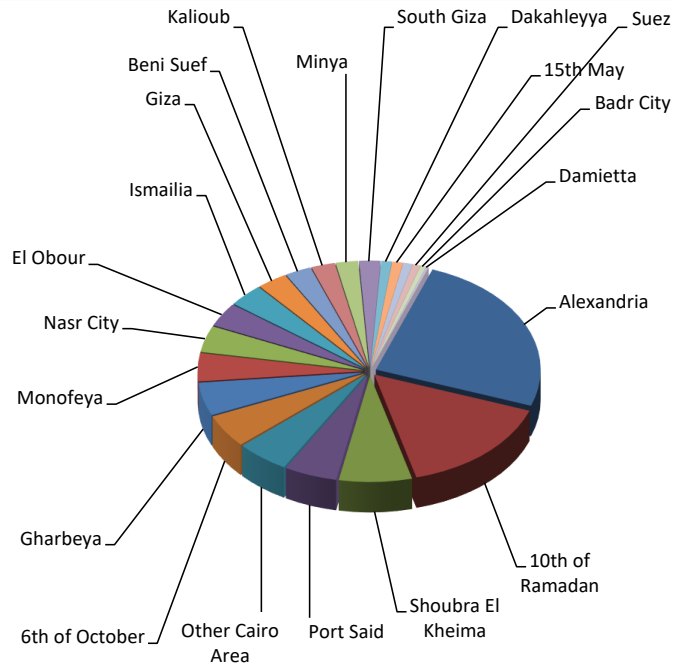


# QIZ Company Statistics

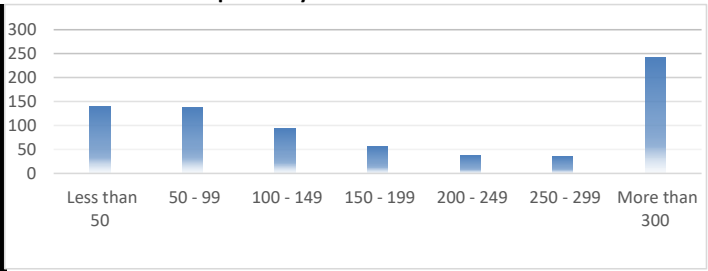
Distribution of listed companies by location

Location	Freq.
Alexandria	193
10th of Ramadan	119
Shoubra El Kheima	55
Port Said	40
Other Cairo Area	40
6th of October	39
Gharbeya	39
Monofeya	33
Nasr City	31
El Obour	28
Ismailia	27
Giza	23
Beni Suef	20
Kalioub	18
Minya	17
South Giza	16
Dakahleyya	8
15th May	8
Gesr Suez	7
Suez	6
Badr City	4
Damietta	2
<b>Grand Total</b>	<b>773</b>



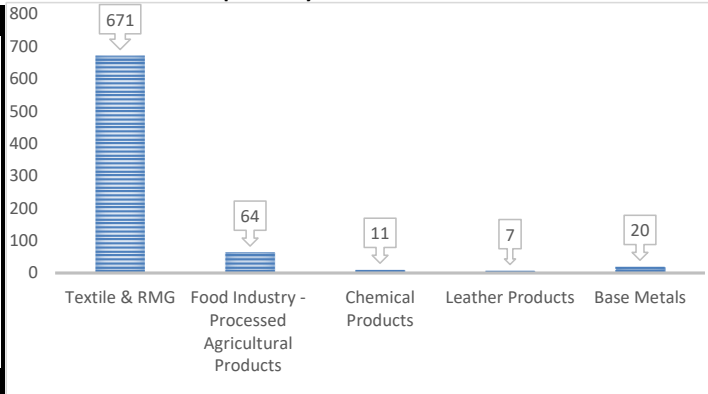
Distribution of listed companies by Worker

Worker.Category	Freq.
Less than 50	140
50 - 99	137
100 - 149	93
150 - 199	56
200 - 249	38
250 - 299	36
More than 300	242
N.A	31
<b>Grand Total</b>	<b>773</b>

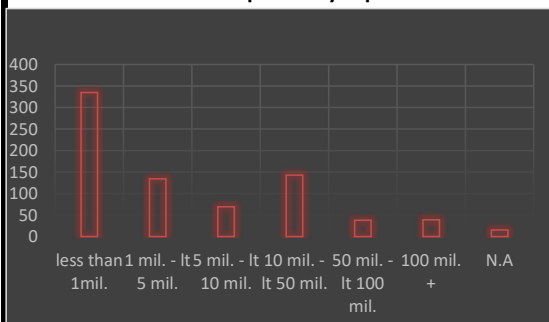


Distribution of listed companies by Sector

Sector1	Freq.
Textile & RMG	671
Food Industry - Proce	64
Chemical Products	11
Leather Products	7
Base Metals	4
Marble & Granite	3
Plastic Products	3
Engineering Industrie	3
Glass Manufacturing	2
Footwear & Headgea	2
Printing Industries	1
Medical Equipment	1
Drying and Packing o	1
<b>Grand Total</b>	<b>773</b>



Distribution of listed companies by capital



Distribution of listed companies by investments (EGP)

