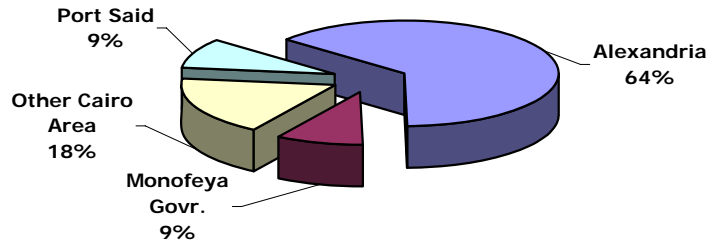


## QIZ Company Statistics - 11 Companies Approved in November 15th, 2006

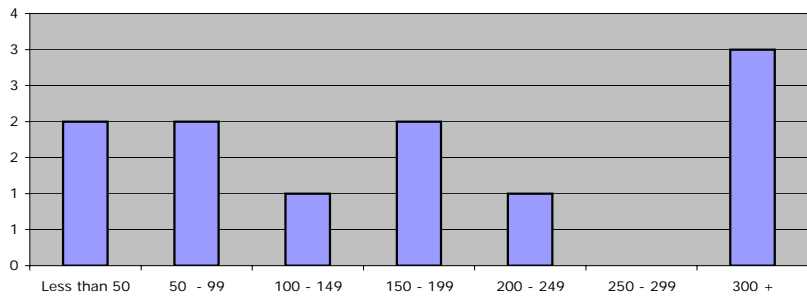
**Distribution of listed companies by location**

Location	Freq.
Alexandria	7
Monofeya Govr.	1
Other Cairo Area	2
Port Said	1
<b>Total</b>	<b>11</b>



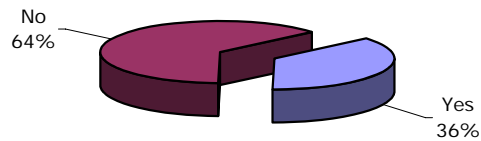
**Distribution of listed companies by labor (total no. of workers)**

Workers Category	Freq.
Less than 50	2
50 - 99	2
100 - 149	1
150 - 199	2
200 - 249	1
250 - 299	0
300 +	3
N.A	0
<b>Total</b>	<b>11</b>



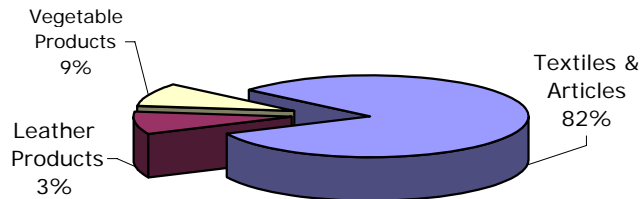
**Distribution of listed companies by export situation**

Export to US	Freq.
Yes	4
No	7
<b>Total</b>	<b>11</b>

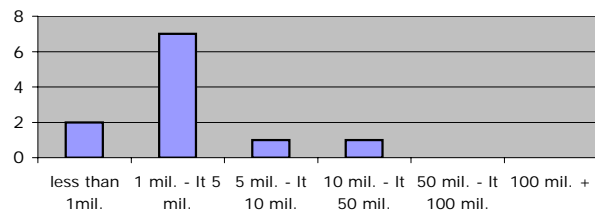


**Distribution of listed companies by sector**

Sector	Freq.
Textiles & Articles	9
Plastic Products	1
Vegetable Products	1
<b>Total</b>	<b>11</b>



**Distribution of listed companies by capital (EGP)**



**Distribution of listed companies by investments (EGP)**

