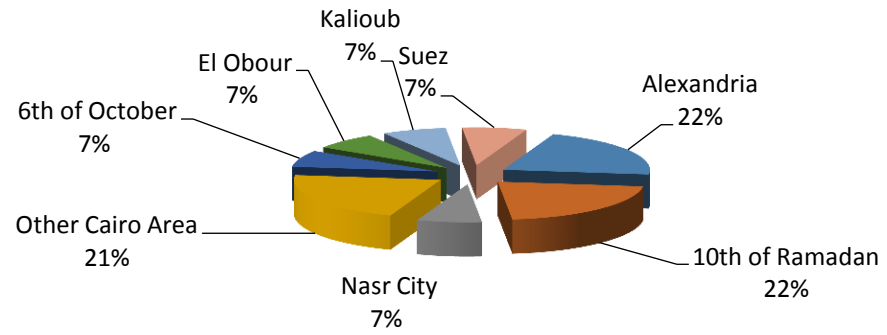


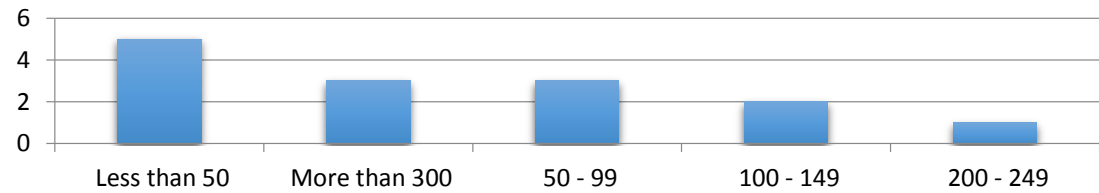
QIZ Company Statistics - 14 Companies Approved in Jun 07th, 2015

Distribution of listed companies by location

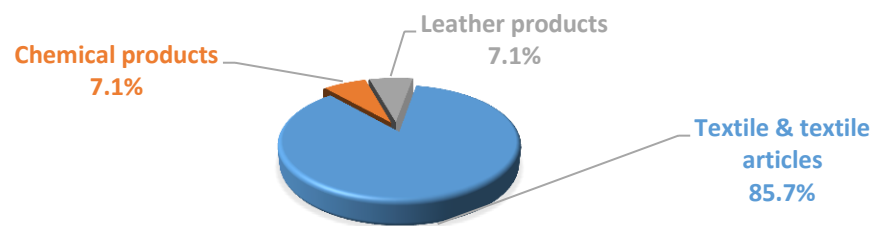
Location	Freq.
Alexandria	3
10th of Ramadan	3
Nasr City	1
Other Cairo Area	3
6th of October	1
El Obour	1
Kalioub	1
Suez	1
Grand Total	14



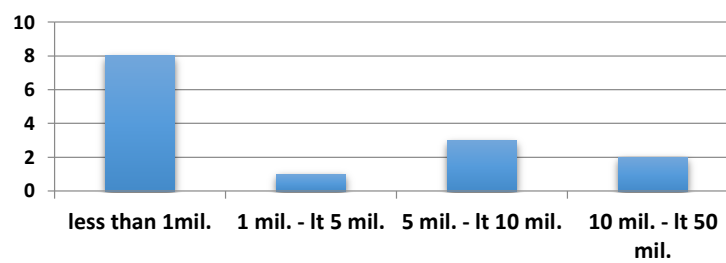
Worker.Category	Freq.
Less than 50	5
More than 300	3
50 - 99	3
100 - 149	2
200 - 249	1
Grand Total	14



Sector	Freq.
Textile & textile articles	12
Chemical products	1
Leather products	1
Grand Total	14



Distribution of listed companies by capital (EGP)



Distribution of listed companies by investments (EGP)

