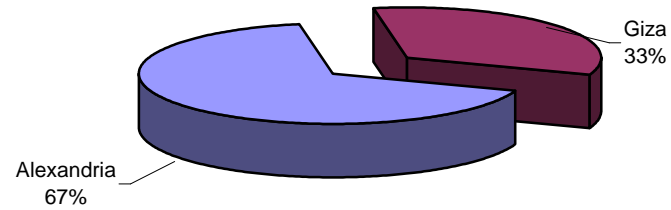


QIZ Company Statistics - 3 Companies Approved in August 10th, 2008

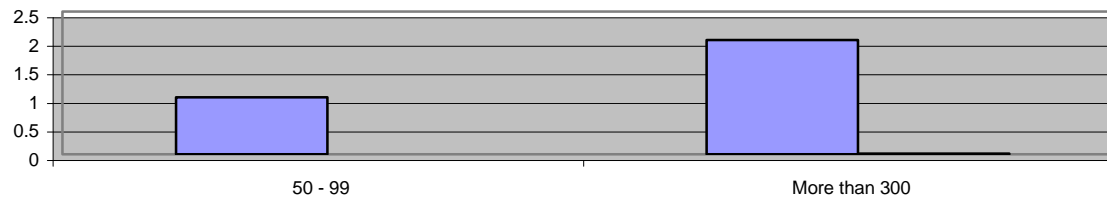
Distribution of listed companies by location

Location	Count of Freq.
Alexandria	2
Giza	1
Grand Total	3




Distribution of listed companies by labor (total no. of workers)

Worker.Cate	Count of Freq.
50 - 99	1
More than 300	2
Grand Total	3



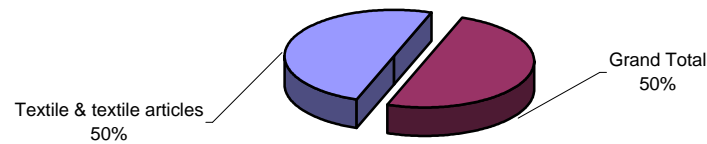
Distribution of listed companies by export situation

export situat	Count of Freq.
No	3
Grand Total	3

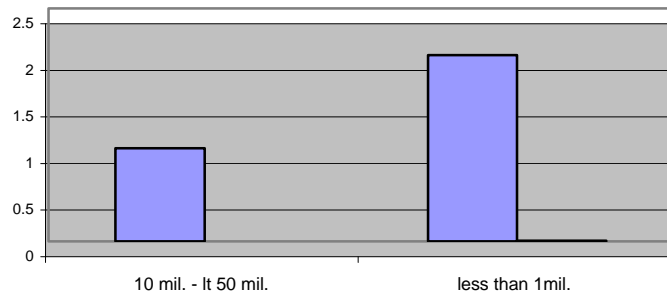


Distribution of listed companies by sector

Sector1	Count of Freq.
Textile & textil	3
Grand Total	3



Distribution of listed companies by capital (EGP)



Distribution of listed companies by investments (EGP)

