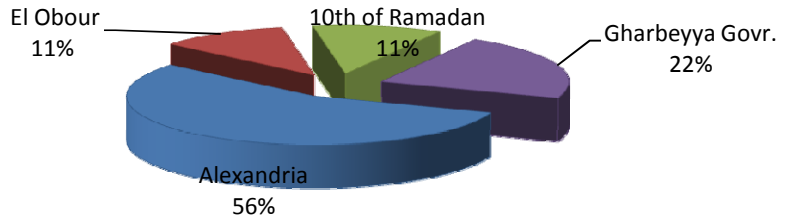


QIZ Company Statistics - 9 Companies Approved in Aug 8th, 2010

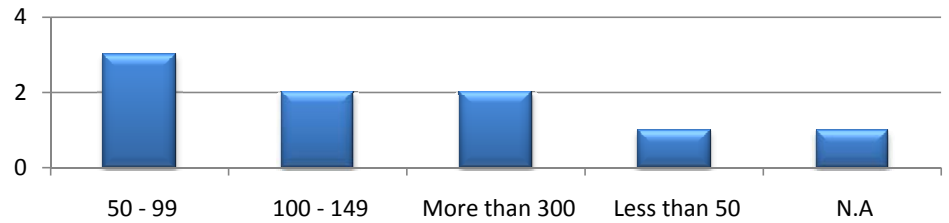
Distribution of listed companies by location

Location	Freq.
Alexandria	5
El Obour	1
10th of Ramadan	1
Gharbeyya Govr.	2
Grand Total	9



Distribution of listed companies by labor (total no. of workers)

Worker.Category	Freq.
50 - 99	3
100 - 149	2
More than 300	2
Less than 50	1
N.A	1
Grand Total	9



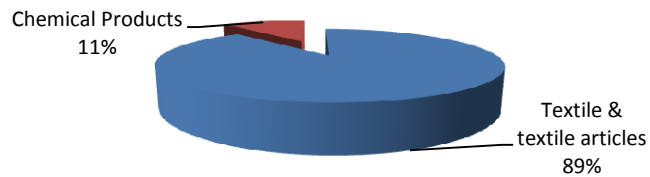
Distribution of listed companies by export situation

export situation	Freq.
No	6
Yes	3
Grand Total	9

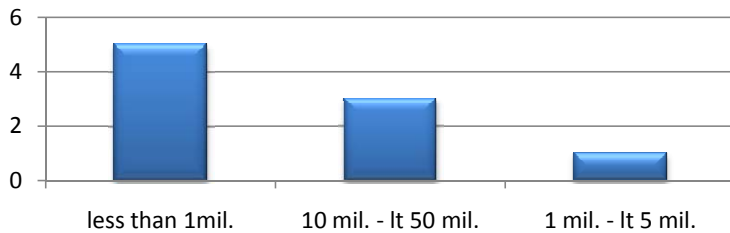


Distribution of listed companies by sector

Sector1	Freq.
Textile & textile articles	8
Chemical Products	1
Grand Total	9



Distribution of listed companies by capital (EGP)



Distribution of listed companies by investments (EGP)

