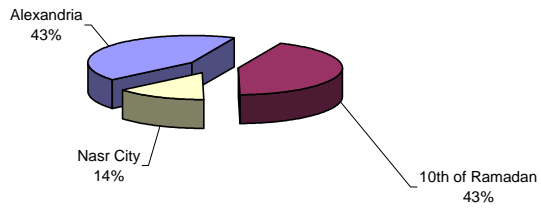


## QIZ Statistics - 7 Companies Approved in November 23<sup>th</sup>, 2005

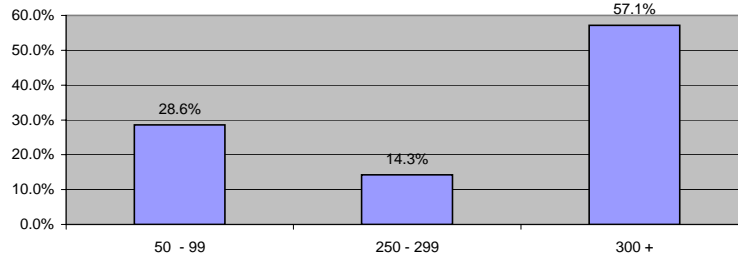
Location	Freq.
Alexandria	3
10th of Ramadan	3
Shoubra El Kheima	0
Port Said	0
Nasr City	1
South Giza	0
15th May	0
Total	7

**Distribution of listed companies by location**



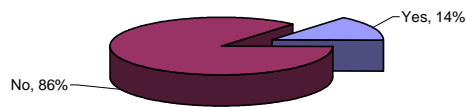
Workers Category	Freq.
Less than 50	0
50 - 99	2
100 - 149	0
150 - 199	0
200 - 249	0
250 - 299	1
300 +	4
N.A	0
Total	7

**Distribution of listed companies by labor (total no. of workers)**



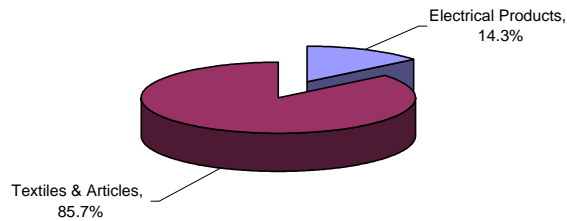
Export to US	Freq.
Yes	1
No	6
Total	7

**Distribution of listed companies by export situation**



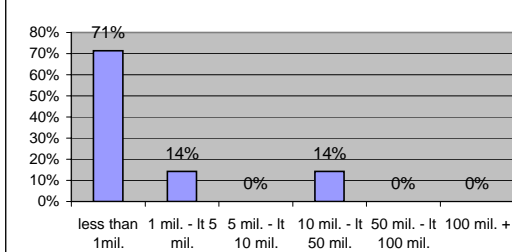
Sector	Freq.
Animal products	0
Articles of stone	0
Base Metals	0
Chemical Products	0
Electrical Products	1
Footware & Headgear	0
Furniture	0
Leather products	0
Plastic Products	0
Prepared Foodstuffs	0
Textiles & Articles	6
Tobacco Products	0
Vegetable Products	0
Total	7

**Distribution of listed companies by sector**



\*Multiple answers allowed

**Distribution of listed companies by capital (EGP)**



**Distribution of listed companies by investments (EGP)**

