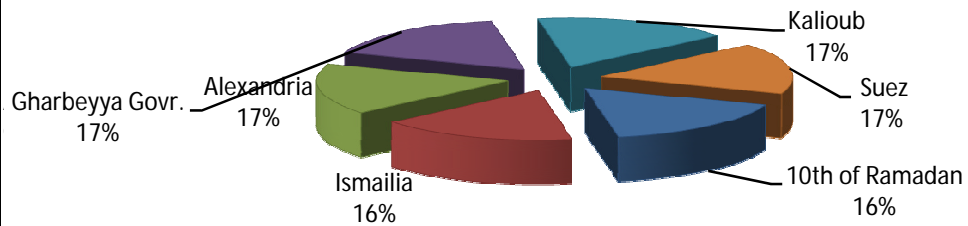


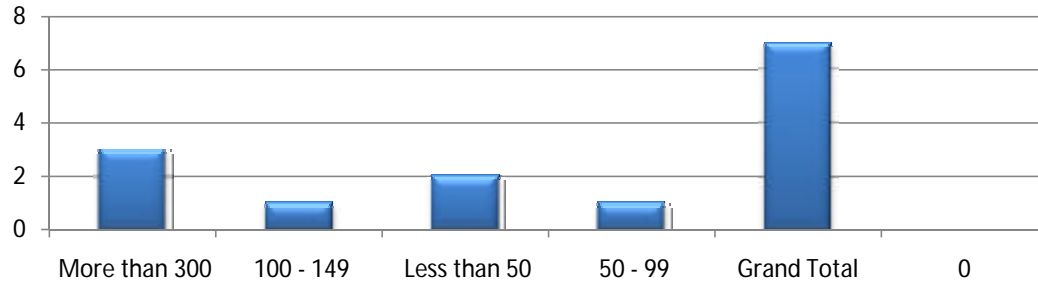
QIZ Company Statistics - 7 Companies Approved in February 19th, 2009

Distribution of listed companies by location

Location	Count of Freq.
10th of Ramadan	1
Ismailia	1
Alexandria	1
Gharbeyya Govr.	1
Kalioub	1
Suez	1
El Obour	1
Grand Total	7




Worker Category	Count of Freq.
More than 300	3
100 - 149	1
Less than 50	2
50 - 99	1
Grand Total	7




Distribution of listed companies by export situation

export situation	Count of Freq.
No	7
Grand Total	7

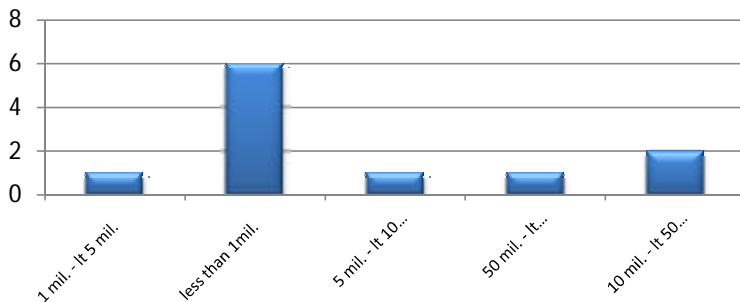


Distribution of listed companies by sector

Sector1	Count of Freq.
Textile & textile articles	6
plastics & articles	1
Grand Total	7



Distribution of listed companies by capital (EGP)



Distribution of listed companies by investments (EGP)

